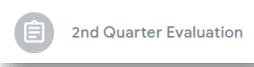
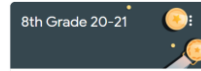
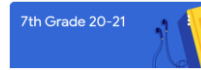


# 2<sup>nd</sup> Quarter Evaluation

- 1<sup>st</sup> – Go to Google Classroom
- 2<sup>nd</sup> - Choose 7<sup>th</sup> Grade or 8<sup>th</sup> Grade.
- 3<sup>rd</sup> - Open the 2<sup>nd</sup> Quarter Evaluation assignment.
- 4<sup>th</sup> - Follow my directions to complete BOTH slides.



**Directions:**

Check your grades for each subject on ALMA.

Enter your current overall grade % in the second column.

Use the symbols to the right of the slide to fill in the third column.

Count the # of zero grades. Enter this # in the fourth column.

Set a goal for each class by entering the % grade you want to earn 3rd quarter.

**Note: If your grade changes, you should update this slide.**

Quarter 2 Evaluation for \_\_\_\_\_

Part A: Grade Analysis - How do your grades from the first two quarters compare?

Subject	What is your overall grade (%) for each class?	Is the grade ⬆, ⬇, or = to your 1st Quarter grade?	Did you have any zero grades? If so, how many?	What grade do you want to earn for 3rd quarter?
Math				
Reading & Lang. Arts				
Science				
Social Studies				
PE				
Band/Chorus				

Grading Scale  
 A 90-100  
 B 80-89  
 C 70-79  
 D 60-69  
 F 59 or below

Use these symbols for column 3.  
 ⬆ = ⬇ = ⬇

Part B: Action Plan - Review the goals you set at the end of the 1st quarter to answer these questions.

1) Did you meet all your goals? Explain why or why not.

2) What will you do to help you earn the grade goals you set for 3rd quarter? List at least three specific things you will do.

4

**Directions:**

Check your grades for each subject on ALMA.

Enter your current overall grade % in the second column.

Use the symbols to the right of the slide to fill in the third column.

Count the # of zero grades. Enter this # in the fourth column.

Set a goal for each class by entering the % grade you want to earn 3rd quarter.

**Note: If your grade changes, you should update this slide.**

Quarter 2 Evaluation for \_\_\_\_\_

Part A: Grade Analysis - How do your grades from the first two quarters compare?

Subject	What is your overall grade (%) for each class?	Is the grade ⬆, ⬇, or = to your 1st Quarter grade?	Did you have any zero grades? If so, how many?	What grade do you want to earn for 3rd quarter?
Math	96	Better	0	96 or higher
Reading & Lang. Arts				
Science				
Social Studies				
PE				
Band/Chorus				

Grading Scale  
 A 90-100  
 B 80-89  
 C 70-79  
 D 60-69  
 F 59 or below

Use these symbols for column 3.  
 ⬆ = ⬇ = ⬇

Use CTRL + C to copy and CTRL + V to paste.

Use these symbols for column 3.  
 ⬆ = ⬇ = ⬇

Use CTRL + C to copy and CTRL + V to paste.

Give the NUMBER grade not letters

Use words or the symbols

Count the ZERO grades!

Give the NUMBER grade not letters

5

**Part B: Action Plan - Review the goals you set at the end of the 1st quarter to answer these questions.**

1) Did you meet all your goals? Explain why or why not.

2) What will you do to help you earn the grade goals you set for 3rd quarter? List at least 3 specific things you will do.

1. \_\_\_\_\_

2. \_\_\_\_\_

3. \_\_\_\_\_

**Look at slide #3 from the 1st Qtr Evaluation**

**Part C: Goals**

What are three goals you want to set for next quarter? Think of areas in which you need to make improvements. (Use the space provided at the end of the page goals at slide 3.)

1. \_\_\_\_\_

2. \_\_\_\_\_

3. \_\_\_\_\_

What will you do to help you reach these goals? List at least three things.

**What were your goals?  
Look at Slide #3 on your  
1st Qtr Evaluation  
on Google Classroom.**

Stream Classwork People

2nd Quarter Evaluation

First Quarter Evaluation

**Done? TURN IN your evaluation on Google Classroom and then work on other class work.**