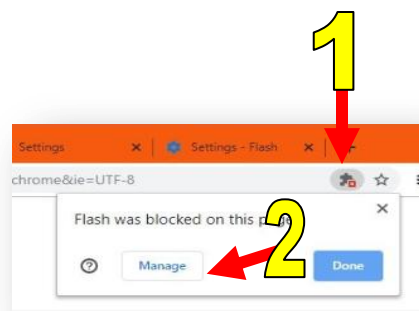


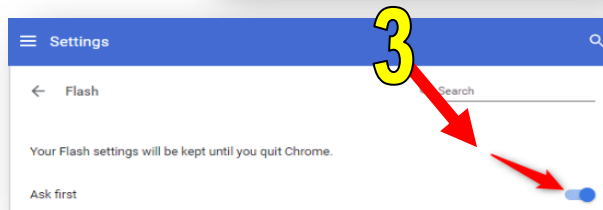
Settings for WebAdventures

1. Click the red X in the address bar.

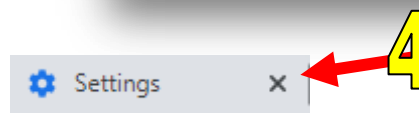
2. Choose MANAGE.



3. Make sure "Ask First" is allowed.



4. Click the X to close the SETTINGS window.



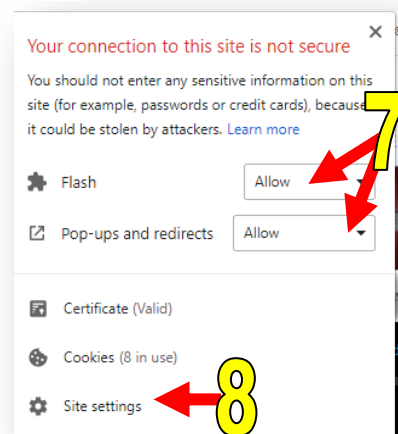
5. Press the REFRESH button to reload the page.



6. Click the "i" next to the home button.



7. Make sure FLASH and POPUPS are both set to ALLOW.



8. Click SITE SETTINGS.

9. Scroll to the bottom and change the setting for INSECURE CONTENT to ALLOW.



10. Press the REFRESH button to reload the page.

